

S9922M SERIES LTE ROUTER

MAC FILTER CONFIGURATION

Spintek iletisim A.S.(HQ)

Ahi Evran Cad. No:1, Polaris Plaza Kat:6/32
Maslak / İstanbul / Türkiye
Phone: (+90) 212 346 26 00

Ricon Mobile Inc.(HQ)

460 Brant Street Unit 300 Burlington,
Ontario Canada
+1 (905) 336 24 50

Ricon Mobile Inc. FZE

Ras Al Khaimah U.A.E.
Phone: (+97) 172 041 010 (U.A.E)

Ricon Mobile Inc. Ltd.

F5-Building 3, FengMenAo Industrial Park,
Bantian Streets, Longgang District
Shenzhen 518129, China

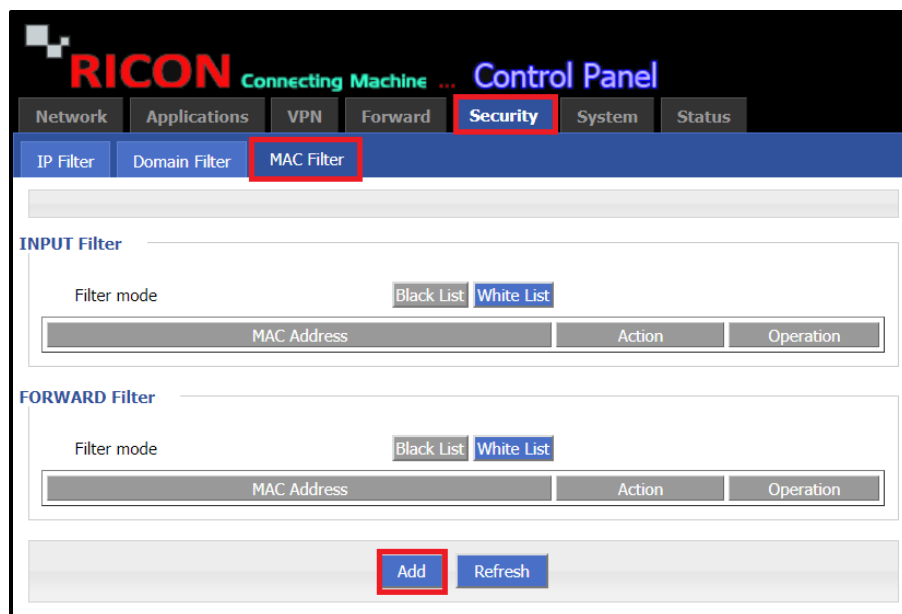
BEFORE TO START:

- Device user information:
IP: <http://192.168.8.1>
- Username: admin
Password: admin

1) MAC FILTER CONFIGURATION

By setting the MAC address filtering, you can allow only your own device to access the network (whitelist), or do not allow unauthorized devices to access the network (blacklist), effectively preventing unauthorized network access.

1. Go to Security > MAC Filter. There are 2 advanced options as shown below; *Input Filter* and *Forward Filter*
2. Click the Add button.



S9922M SERIES LTE ROUTER - MAC FILTER CONFIGURATION

3. Enter the MAC address of the device you want to filter as shown in the example (00:1A:4D:34:B1:8E) and click the Save button.



RICON Connecting Machine ... **Control Panel**

Network Applications VPN Forward **Security** System Status

IP Filter Domain Filter **MAC Filter**

Basic Settings

MAC: 00:1A:4D:34:B1:8E * eg. 00:1A:4D:34:B1:8E

Default Action: Accept Drop

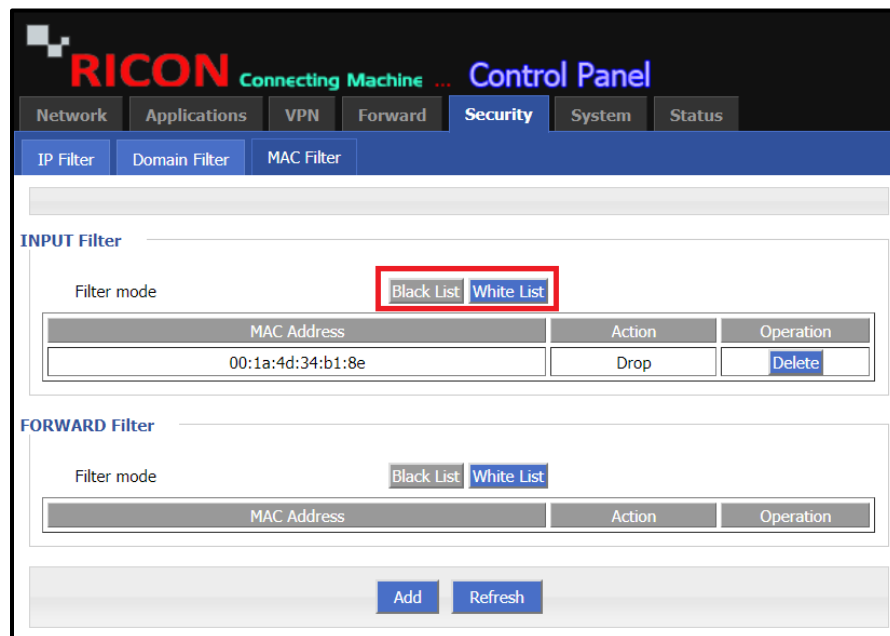
Filter mode: Input Forward Both

Save Return

INPUT Filter;

We can only identify MAC addresses that we want or do not want to access the Ricon S9922M series LTE router models in one way only. MAC addresses that we don't want to send messages to the router in any way must be added to the Black List.

- ✓ If Black List is selected, the MAC addresses you entered can't be connected to your device.
- ✓ If White list is selected, only the MAC addresses you entered can be connected to your device.



RICON Connecting Machine ... **Control Panel**

Network Applications VPN Forward **Security** System Status

IP Filter Domain Filter **MAC Filter**

INPUT Filter

Filter mode: Black List White List

MAC Address	Action	Operation
00:1a:4d:34:b1:8e	Drop	Delete

FORWARD Filter

Filter mode: Black List White List

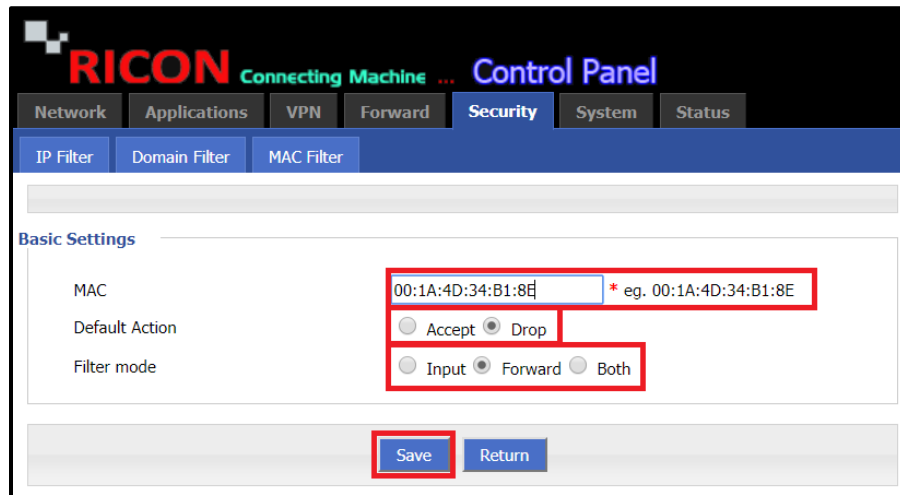
MAC Address	Action	Operation
-------------	--------	-----------

Add Refresh

S9922M SERIES LTE ROUTER - MAC FILTER CONFIGURATION

FORWARD Filter;

Using “Forward Filter” mode option, you can allow your local users to go internet or not.



RICON Connecting Machine ... Control Panel

Network Applications VPN Forward **Security** System Status

IP Filter Domain Filter **MAC Filter**

Basic Settings

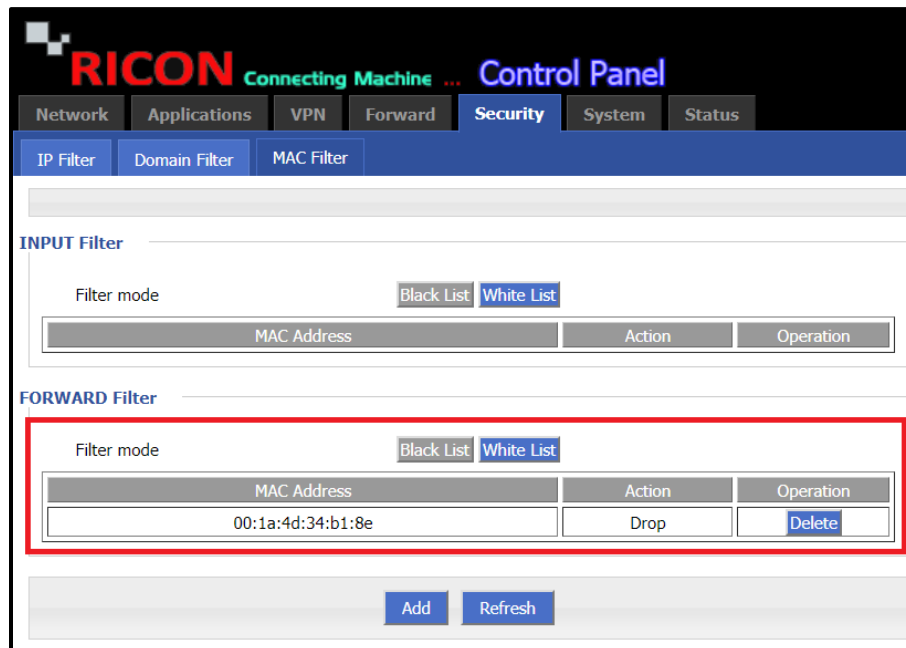
MAC: 00:1A:4D:34:B1:8E * eg. 00:1A:4D:34:B1:8E

Default Action: Accept Drop

Filter mode: Input Forward Both

Save Return

- ✓ If Black List and Action are selected as “Drop” the entered MAC address can only access the internal network.
- ✓ If White List and Action are selected as “Accept” the only entered MAC address can access the external network.



RICON Connecting Machine ... Control Panel

Network Applications VPN Forward **Security** System Status

IP Filter Domain Filter **MAC Filter**

INPUT Filter

Filter mode: Black List White List

MAC Address	Action	Operation

FORWARD Filter

Filter mode: Black List White List

MAC Address	Action	Operation
00:1a:4d:34:b1:8e	Drop	Delete

Add Refresh

2) DELETE MAC FILTER CONFIGURATION

To delete any MAC filter rules:

- 1) Go to Security > MAC Filter page
- 2) Select the MAC address which you want to delete
- 3) Refresh the page.

